

The Importance of Claims and Clinical Data: Lessons from the PROMETHEUS Pilots



Fair, Evidence-based Solutions. Real and Lasting Change.

MHDC – June 13th 2011

Agenda

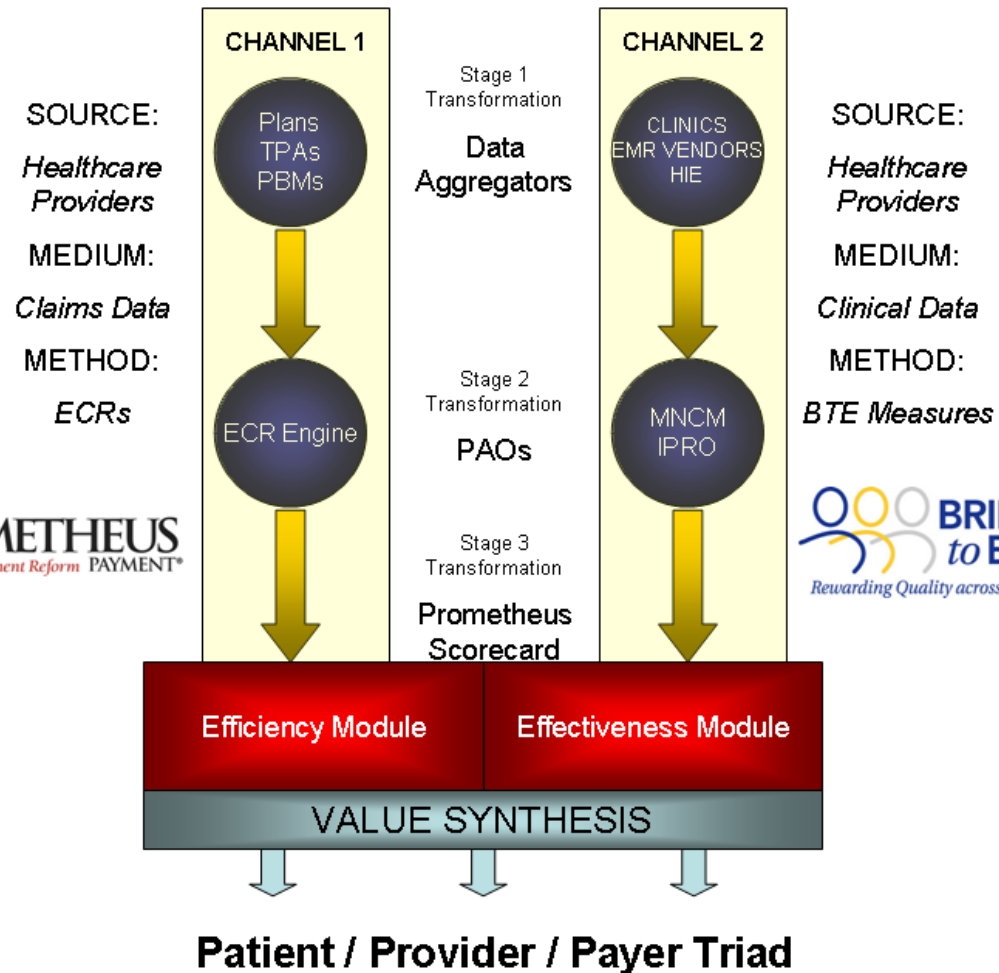
- Lessons Learned from the PROMETHEUS Pilots
- Claims data-related issues and resolutions
- Clinical data-related issues and resolutions

Lessons learned from Implementations

- 5 ingredients to success:
 - Full CEO engagement
 - Commitment by willing plan AND provider
 - Clean and complete claims and eligibility data
 - EMR systems
 - Sense of urgency
- We've actually made the operations relatively easy.
- There remains a balancing act for CFOs as payment migrates from volume to value.

Prometheus / BTE Synthesis

Channel 1 and Channel 2 Value Stream

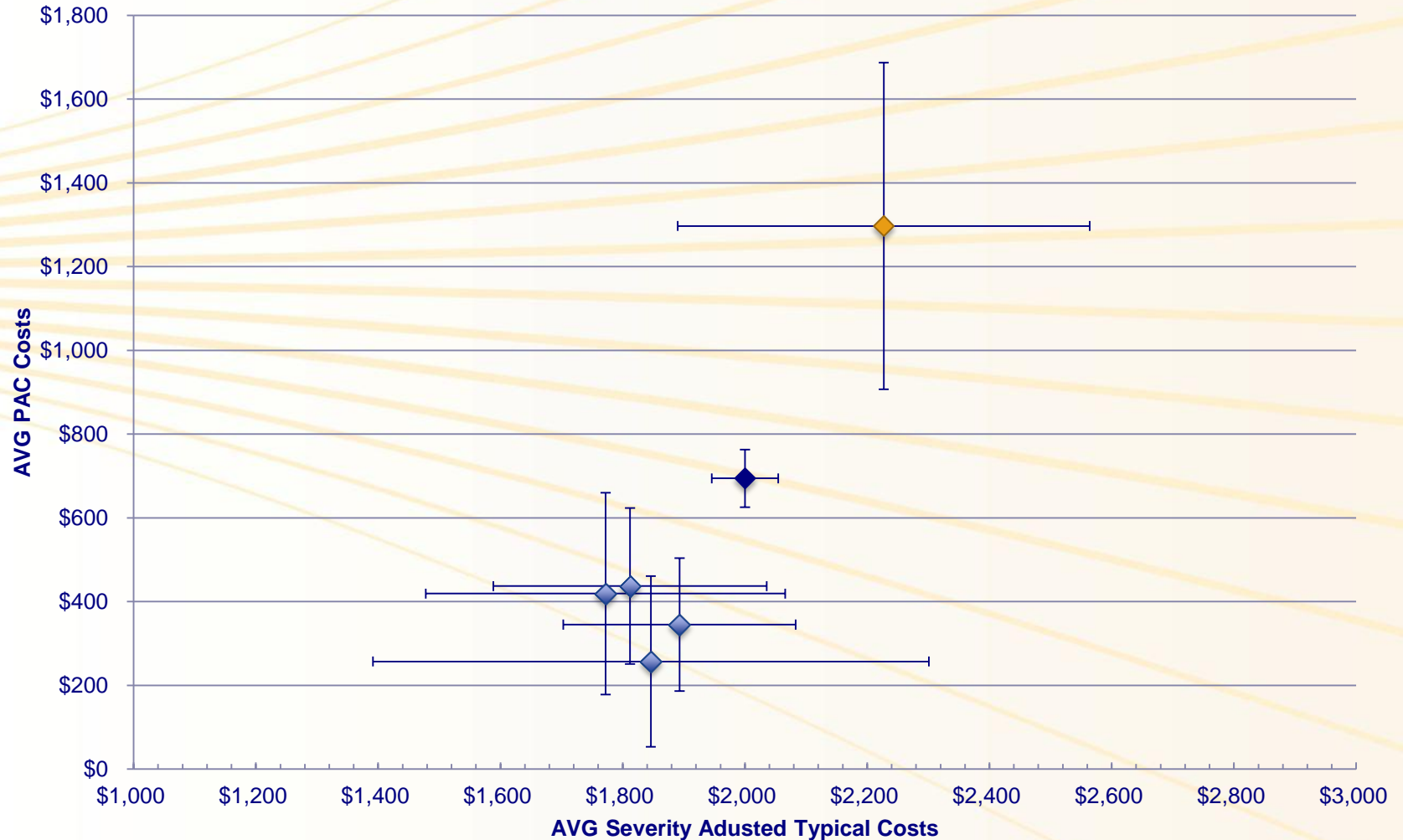


Clean and complete claims data

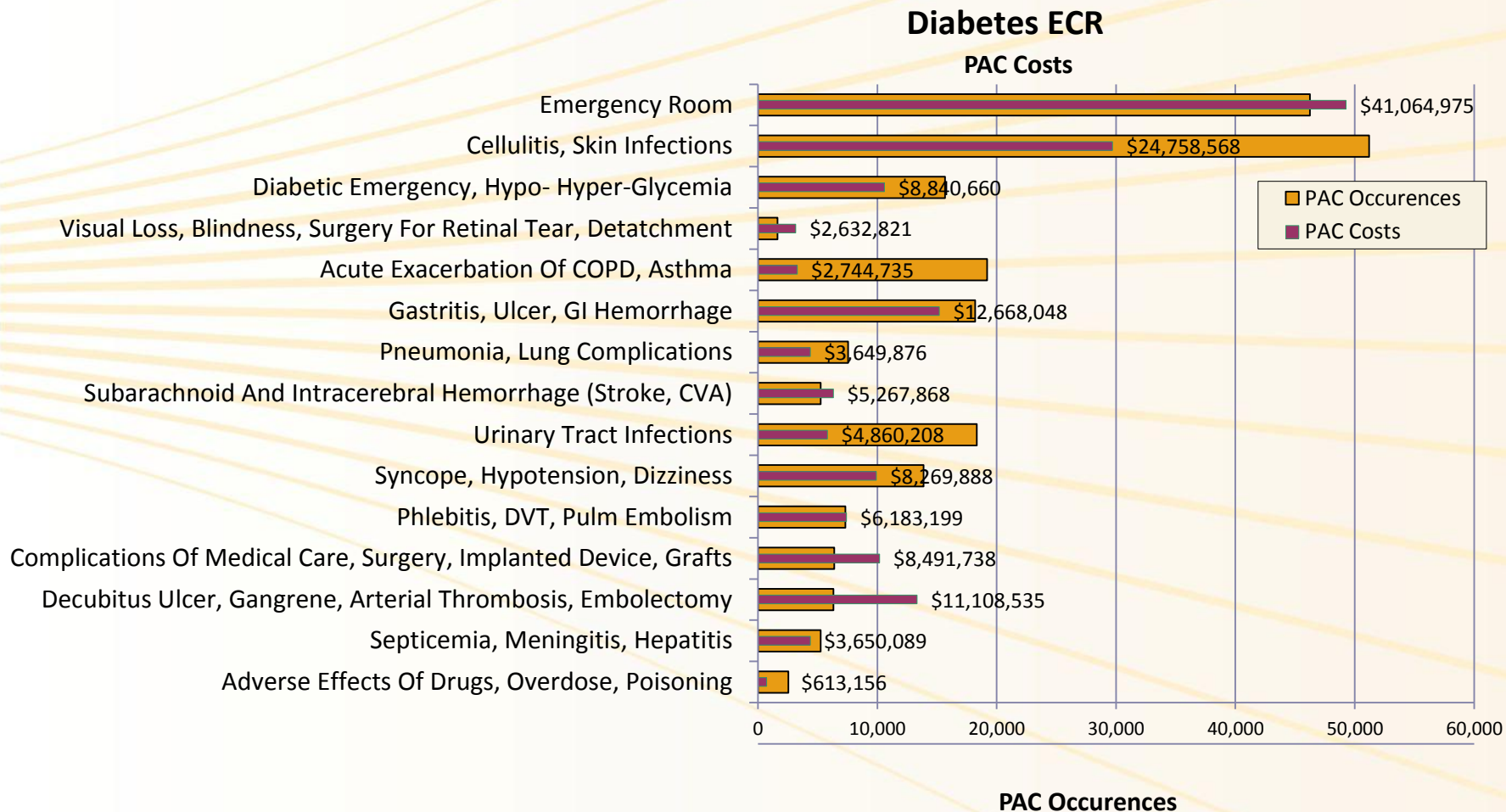
- Full medical (inpatient and outpatient, including mental health) and prescription drug data
 - Primary and secondary Dx codes on claims
 - Principal Px and revenue codes, place of service and NPI identifiers on all provider claims
- Consistent member IDs across data sets
- Unique member IDs for each covered plan member (including same family members)

Only good data can provide reliable feedback

COPD: Avg PAC Costs & Avg SA Typ Costs by Practice



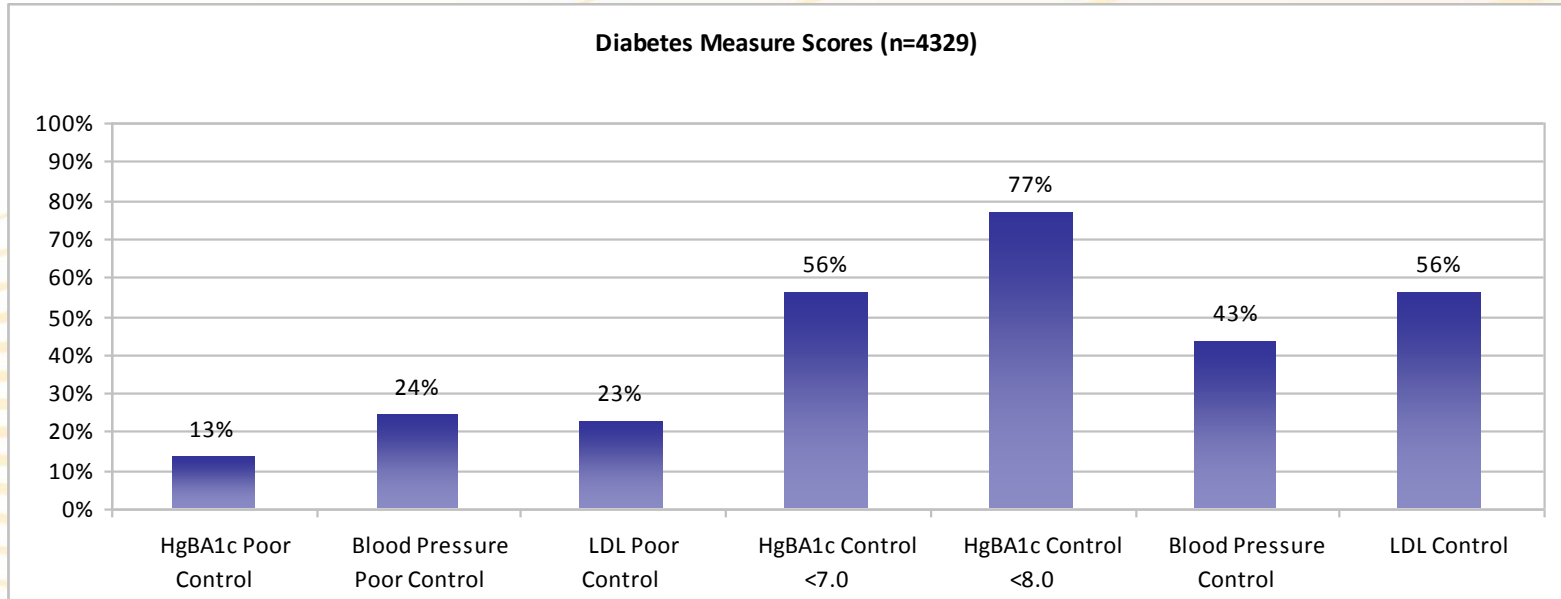
Actionable feedback on the frequency/costs of their PACs



Comprehensive medical record data

- EMRs are a must
- Ideally, an HIE will have cross-provider info
- There's a role for HIEs as data extraction/transmission agents for quality reporting
- Feedback and comparative reports ensures practice improvement

Every practice/group gets a scorecard



Diabetes Scoring							
Clinical Measures	Measure Focus	Min/Max	Points	Num	Den	Result	Score
<i>Poor control measures</i>							
HgBA1c Poor Control	> 9.0	27.50%	20	577	4329	13.33%	17.33
Blood Pressure Poor Control	≥ 140/90	40.00%	20	1055	4329	24.37%	15.13
LDL Poor Control	≥ 130 mg/dl	40.00%	20	975	4329	22.52%	15.50
<i>Superior control measures</i>							
HgBA1c Control <7.0	< 7.0	40.00%	10	2415	4329	55.79%	5.58
HgBA1c Control <8.0	< 8.0	40.00%	10	3335	4329	77.04%	7.70
Blood Pressure Control	< 130/80	30.00%	10	1878	4329	43.38%	4.34
LDL Control	< 100 mg/dl	35.00%	10	2415	4329	55.79%	5.58
Total possible points			100	71.16%			

FAIR, EVIDENCE-BASED SOLUTIONS.

Real and Lasting Change.



For contact information:

www.HCI3.org

www.bridgestoexcellence.org

www.prometheuspayers.org

**HEALTH CARE
INCENTIVES**
IMPROVEMENT INSTITUTE®